

Global Index Data Aggregation

Normalised, Validated and Cross-Referenced Service



Search spx constituent Date dd/mm/yyyy Index Family Help

RIC	# Assets	FAV	Description	Variant Type	Val Ccy	Idx Family	Ultimus ID	Ver	Up
.SPX	503	<input type="checkbox"/>	S&P 500 PRICE (USD)	Price Return Index	USD	S_AND_P	IV0000A27UT	2	20:
.SPXDHGT	503	<input type="checkbox"/>	S&P 500 Daily Hdg GROSS (GBP)	Gross Return Index	GBP	S_AND_P	IV0000A73SF	2	20:
.SPXDHGT	503	<input type="checkbox"/>	S&P 500 Daily Hdg GROSS (GBP)	Gross Return Index	GBP	S_AND_P	IV0000A73SF	2	20:
.SPXTR	503	<input type="checkbox"/>	S&P 500 GROSS (USD)	Gross Return Index	USD	S_AND_P	IV0000A28AE	2	20:
.SPXTR	503	<input type="checkbox"/>	S&P 500 GROSS (USD)	Gross Return Index	USD	S_AND_P	IV0000A28AE	2	20:
.SPXDHET	503	<input type="checkbox"/>	S&P 500 Daily Hedged GROSS (EUR)	Gross Return Index	EUR	S_AND_P	IV0000A73RH	2	20:

Sub Bskt	#	Idx Lvl	Divisor	Total Value
Close	503	5,712.69	8,454,349,374	48,297,063,059,056
Open	503	5,728.80	8,454,349,374	48,433,288,204,055

RIC	BBG	Name	Shares Out	Wgt (%)	Off Close	Notional	Asset Type
AAPL.OQ	AAPL U...	APPLE ORD	15,204,137,0...	6.99%	222.01	3,375,470,455,370	Ordinary Share
NVDA.OQ	NVDA U...	NVIDIA ORD	24,600,000,0...	6.93%	136.05	3,346,830,000,000	Ordinary Share
MSFT.OQ	MSFT U...	MICROSOFT ORD	7,433,038,000	6.29%	408.46	3,036,098,701,480	Ordinary Share
AMZN.OQ	AMZN U...	AMAZON COM ORD	10,495,567,0...	3.79%	195.78	1,828,791,675,461	Ordinary Share
META.OQ	META U...	META PLATFORMS CL A ORD	2,184,729,000	2.54%	560.68	1,224,933,855,720	Ordinary Share
GOOGL.OQ	GOOGL U...	ALPHABET CL A ORD	5,859,000,000	2.05%	169.24	991,577,160,000	Ordinary Share
GOOG.OQ	GOOG U...	ALPHABET CL C ORD	5,585,000,000	1.70%	170.68	819,793,108,000	Ordinary Share
BRKb.N	BRK/B U...	BERKSHIRE HATHAWAY CL B O...	2,155,044,000	1.68%	442.29	810,181,249,146	Ordinary Share
AVGO.OQ	AVGO U...	BROADCOM ORD	4,654,884,000	1.62%	168.55	784,580,698,200	Ordinary Share
TSLA.OQ	TSLA U...	TESLA ORD	3,189,196,000	1.40%	242.84	673,783,990,277	Ordinary Share
LLY.N	LLY UN E...	ELI LILLY ORD	950,426,000	1.32%	806.14	635,926,424,981	Ordinary Share
JPM.N	JPM UN ...	JPMORGAN CHASE ORD	2,845,165,000	1.29%	219.78	625,310,363,700	Ordinary Share
XOM.N	XOM UN ...	EXXON MOBIL ORD	4,442,827,000	1.09%	118.61	526,963,710,470	Ordinary Share
UNH.N	UNH UN ...	UNITEDHEALTH GRP ORD	923,418,000	1.07%	557.77	515,054,857,860	Ordinary Share

[Ex Date]	Type	BBG	Ccy	Div (G)	Div (N)	Px Fac...	New Shares (IU)	New Shares (O)	Shar
		PNW UN E...	USD	0.90	0.63	0.00		0	
		KKR UN Eq...	USD	0.17	0.12	0.00		0	
		SYF UN Eq...	USD	0.25	0.17	0.00		0	
		ETN UN Eq...	USD	0.94	0.66	0.00		0	
		C:IN Fndty	USD	0.56	0.39	0.00		0	

CAPABILITIES

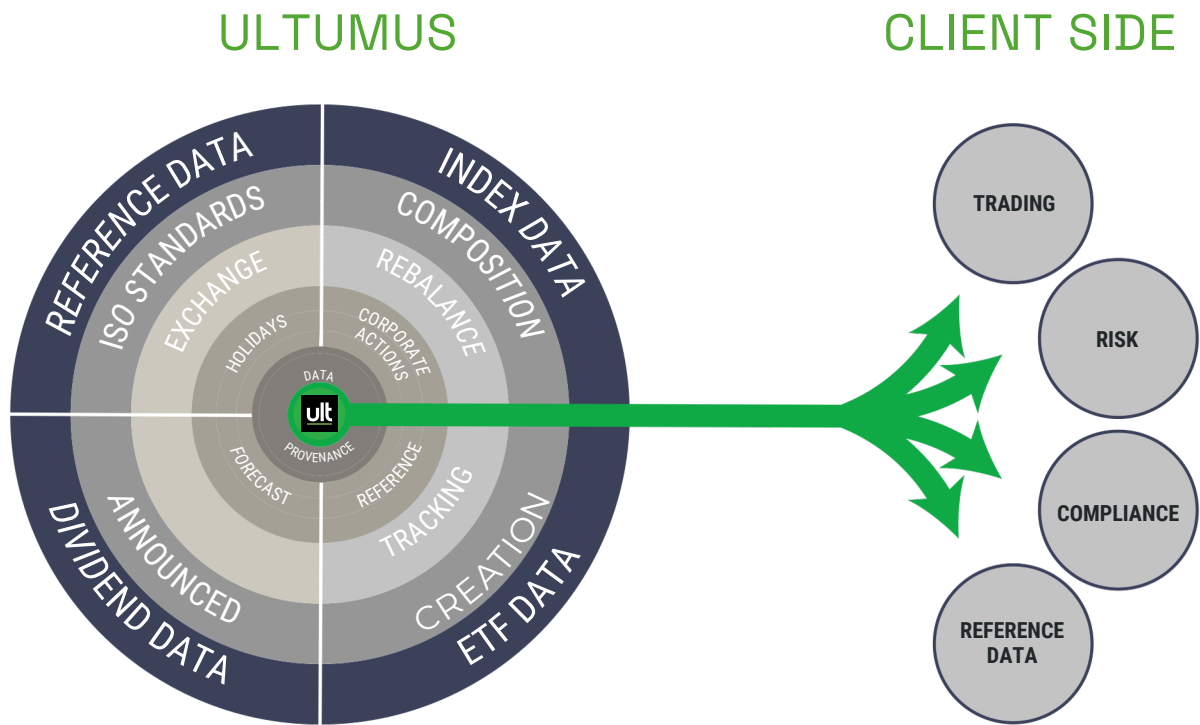
- **Comprehensive Index Data:** We gather data from over 400 global providers, manage the full index life cycle, and process data 24/7 with event-driven updates.
- **Easy Integration:** Our technology works seamlessly with popular financial software, like SimCorp Dimension, Goldensource, Itiviti.
- **Data Transparency:** We provide cross-reference codes for easy identification and a transparent view of our data validation process.
- **Flexible Delivery:** Get republished data via API, GUI, or CSV, and manage your index data through our website.
- **Additional Data Options:** We offer ESG and BMR data mapping for enhanced analysis.
- **Global Support:** Our team is available 24/5 to provide expert assistance.
- **Advanced Tools:** Our platform includes index rebalancing tools and automation, performance, risk, and portfolio management features, hedging, basket modelling, forecasting tools, and compliance reporting for BMR and 871m regulations.

BENEFITS

- ✓ **Risk Reduction:** Reduces risk by providing data ready for market open.
- ✓ **Tools:** Additional tools at no extra cost (UI, rebalance toolkit).
- ✓ **Increased Service Level:** Dedicated SLA.
- ✓ **Robust Trading Decision Support:** Built-in hedging, basket modelling and T+ forecasting.
- ✓ **Reporting and Data Provenance:** Complete control and audit usage of index data.
- ✓ **Compliance Ready:** Permits flagging for BMR and 871m compliance.
- ✓ **Professional Services:** Dedicated implementation support and consultancy.



DEPLOYMENT MODEL



CREDENTIALS

» Index Data Expertise

The Ultimus team is a group of industry experts with hands on experience in the usage and application of index benchmark data and technology across all aspects of trading, risk and performance.

» Validation

We perform ground up recalculations and flag data quality issues.

» Optimised

Our service allows customer access via a single, consolidated and normalised API, insulating users from any changes to provider deliveries.

» Trusted Provider

Global data provider to leading investment banks, asset managers, hedge funds and market makers with over 20 years of experience delivering leading technology.

ULTIMUS: POWERING THE ETF & INDEX ECOSYSTEM

- **Expertise:** Industry experts with hands-on experience in ETF data across trading, risk, and performance.
- **Support:** Global team available 24/5 via phone, email, and messaging platforms.

- **Trusted Provider:** 20+ years serving leading banks, asset managers, and exchanges.
- **Technology:** Committed to innovation in cloud-based ETF data management.

LONDON

+44 203 998 2501


SINGAPORE


+65 69716364


HAWAII

+1 (408) 7865199

ultimus
a SIX company

 www.ultimus.com

 info@ultimus.com

 +44 (0) 203 998 2500