

Global Index Data Aggregation

Normalised, Validated and Cross-Referenced Service



Search spx <input type="checkbox"/> constituent Date dd/mm/yyyy Index Family Help									
<div> <div> All MSCI STOXX STOXX_DEUTSCHE S_AND_P </div> <div> <div>RIC</div> <div># Assets</div> <div>FAV</div> <div>Description</div> <div>Variant Type</div> <div>Val Ccy</div> <div>Idx Family</div> <div>Ultimus ID</div> <div>Ver</div> <div>Up</div> </div> </div>									
<div> <div> <div>SPX</div> <div>503</div> <div><input type="checkbox"/></div> <div>S&P 500 PRICE (USD)</div> <div>Price Return Index</div> <div>USD</div> <div>S_AND_P</div> <div>IV0000A27UT</div> <div>2 20:</div> </div> <div> <div>SPXDHGT</div> <div>503</div> <div><input type="checkbox"/></div> <div>S&P 500 Daily Hdg GROSS (GBP)</div> <div>Gross Return Index</div> <div>GBP</div> <div>S_AND_P</div> <div>IV0000A73SF</div> <div>2 20:</div> </div> <div> <div>SPXDHGT</div> <div>503</div> <div><input type="checkbox"/></div> <div>S&P 500 Daily Hdg GROSS (GBP)</div> <div>Gross Return Index</div> <div>GBP</div> <div>S_AND_P</div> <div>IV0000A73SF</div> <div>2 20:</div> </div> <div> <div>SPXTR</div> <div>503</div> <div><input type="checkbox"/></div> <div>S&P 500 GROSS (USD)</div> <div>Gross Return Index</div> <div>USD</div> <div>S_AND_P</div> <div>IV0000A28AE</div> <div>2 20:</div> </div> <div> <div>SPXTR</div> <div>503</div> <div><input type="checkbox"/></div> <div>S&P 500 GROSS (USD)</div> <div>Gross Return Index</div> <div>USD</div> <div>S_AND_P</div> <div>IV0000A28AE</div> <div>2 20:</div> </div> <div> <div>SPXDHET</div> <div>503</div> <div><input type="checkbox"/></div> <div>S&P 500 Daily Hedged GROSS (EUR)</div> <div>Gross Return Index</div> <div>EUR</div> <div>S_AND_P</div> <div>IV0000A73RH</div> <div>2 20:</div> </div> </div>									
<div> <div> <div>Sub Basket</div> <div> <div>Sub Bskt</div> <div>#</div> <div>Idx Lvl</div> <div>Divisor</div> <div>Total Value</div> </div> </div> <div> <div>Close</div> <div>503</div> <div>5,712.69</div> <div>8,454,349,374</div> <div>48,297,063,059,056</div> </div> <div> <div>Open</div> <div>503</div> <div>5,728.80</div> <div>8,454,349,374</div> <div>48,433,288,204,055</div> </div> </div>									
<div> <div> Detail Corporate Action Sector Country </div> <div> <div>RIC</div> <div>BBG</div> <div>Name</div> <div>Shares Out</div> <div>Wgt (%)</div> <div>Off Close</div> <div>Notional</div> <div>Asset Type</div> </div> </div>									
<div> <div> AAPL.OQ AAPL U... APPLE ORD 15,204,137,0... 6.99% 222.01 3,375,470,455,370 Ordinary Share: </div> <div> NVDA.OQ NVDA U... NVIDIA ORD 24,600,000,0... 6.93% 136.05 3,346,830,000,000 Ordinary Share: </div> <div> MSFT.OQ MSFT U... MICROSOFT ORD 7,433,038,000 6.29% 408.46 3,036,098,701,480 Ordinary Share: </div> <div> AMZN.OQ AMZN U... AMAZON COM ORD 10,495,567,0... 3.79% 195.78 1,828,791,675,461 Ordinary Share: </div> <div> META.OQ META U... META PLATFORMS CL A ORD 2,184,729,000 2.54% 560.68 1,224,933,855,720 Ordinary Share: </div> <div> GOOGL.OQ GOOGL U... ALPHABET CL A ORD 5,859,000,000 2.05% 169.24 991,577,160,000 Ordinary Share: </div> <div> GOOG.OQ GOOG U... ALPHABET CL C ORD 5,585,000,000 1.70% 170.68 819,793,108,000 Ordinary Share: </div> <div> BRKB.N BRK/B U... BERKSHIRE HATHAWAY CL B O... 2,155,044,000 1.68% 442.29 810,181,249,146 Ordinary Share: </div> <div> AVGO.OQ AVGO U... BROADCOM ORD 4,654,884,000 1.62% 168.55 784,580,698,200 Ordinary Share: </div> <div> TSLA.OQ TSLA U... TESLA ORD 3,189,196,000 1.40% 242.84 673,783,990,277 Ordinary Share: </div> <div> LLY.N LLY UN E... ELI LILLY ORD 950,426,000 1.32% 806.14 635,926,424,981 Ordinary Share: </div> <div> JPM.N JPM UN ... JPMORGAN CHASE ORD 2,845,165,000 1.29% 219.78 625,310,363,700 Ordinary Share: </div> <div> XOM.N XOM UN ... EXXON MOBIL ORD 4,442,827,000 1.09% 118.61 526,963,710,470 Ordinary Share: </div> <div> UNH.N UNH UN ... UNITEDHEALTH GRP ORD 923,418,000 1.07% 557.77 515,054,857,860 Ordinary Share: </div> </div>									
<div> <div> ACE Charts Upcoming Changes </div> <div> <div>All Additions Deletes Changes Dividends</div> <div> <div>[Ex Date]</div> <div>Type</div> <div>BBG</div> <div>CCy</div> <div>Div (G)</div> <div>Div (N)</div> <div>Px Fac...</div> <div>New Shares (IU)</div> <div>New Shares (O)</div> <div>Shar</div> </div> </div> </div>									
<div> <div> <div>PNW UN E...</div> <div>USD</div> <div>0.90</div> <div>0.63</div> <div>0.00</div> <div>0</div> </div> <div> <div>KKR UN Eq...</div> <div>USD</div> <div>0.17</div> <div>0.12</div> <div>0.00</div> <div>0</div> </div> <div> <div>SYF UN Eq...</div> <div>USD</div> <div>0.25</div> <div>0.17</div> <div>0.00</div> <div>0</div> </div> <div> <div>ETN UN Eq...</div> <div>USD</div> <div>0.94</div> <div>0.66</div> <div>0.00</div> <div>0</div> </div> <div> <div>C LIN Equity</div> <div>USD</div> <div>0.56</div> <div>0.39</div> <div>0.00</div> <div>0</div> </div> </div>									

CAPABILITIES

- **Comprehensive Index Data:** We gather data from over 400 global providers, manage the full index life cycle, and process data 24/7 with event-driven updates.
- **Easy Integration:** Our technology works seamlessly with popular financial software, like SimCorp Dimension, GoldenSource, Itiviti.
- **Data Transparency:** We provide cross-reference codes for easy identification and a transparent view of our data validation process.
- **Flexible Delivery:** Get republished data via API, GUI, or CSV, and manage your index data through our website.
- **Additional Data Options:** We offer ESG and BMR data mapping for enhanced analysis.
- **Global Support:** Our team is available 24/5 to provide expert assistance.
- **Advanced Tools:** Our platform includes index rebalancing tools and automation, performance, risk, and portfolio management features, hedging, basket modelling, forecasting tools, and compliance reporting for BMR and 871m regulations.

BENEFITS

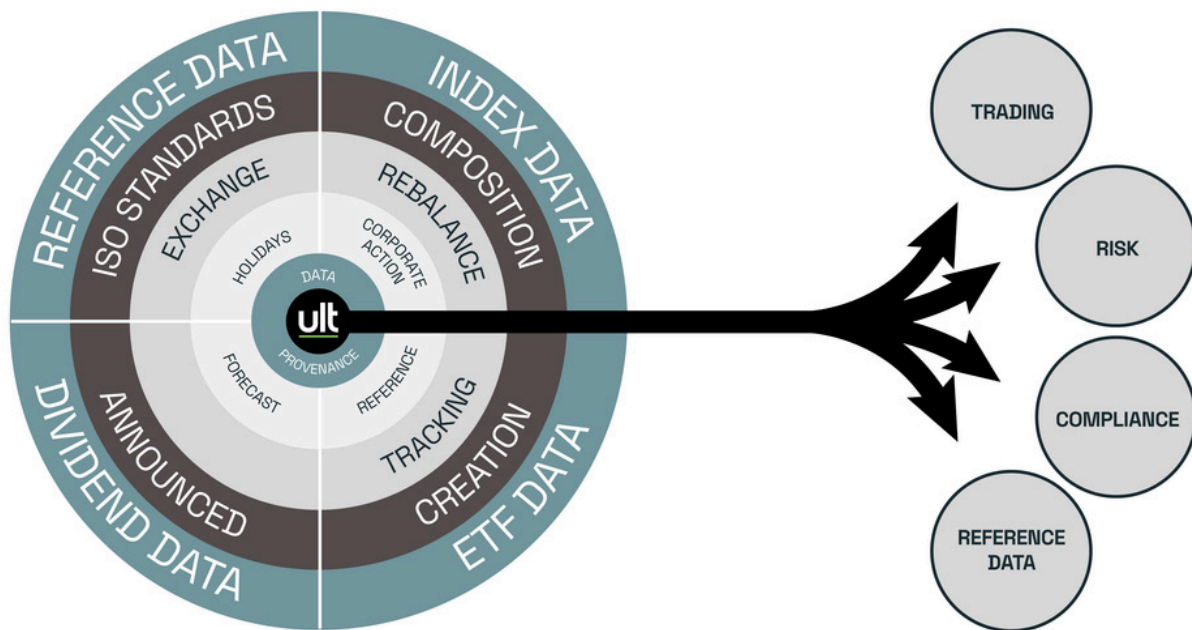
- ✓ **Risk Reduction:** Reduces risk by providing data ready for market open.
- ✓ **Tools:** Additional tools at no extra cost (UI, rebalance toolkit).
- ✓ **Increased Service Level:** Dedicated SLA.
- ✓ **Robust Trading Decision Support:** Built-in hedging, basket modelling and T+ forecasting.
- ✓ **Reporting and Data Provenance:** Complete control and audit usage of index data.
- ✓ **Compliance Ready:** Permits flagging for BMR and 871m compliance.
- ✓ **Professional Services:** Dedicated implementation support and consultancy.



DEPLOYMENT MODEL

ULTUMUS

CLIENT SIDE



CREDENTIALS

» Index Data Expertise

The Ultumus team is a group of industry experts with hands on experience in the usage and application of index benchmark data and technology across all aspects of trading, risk and performance.

» Validation

We perform ground up recalculations and flag data quality issues.

» Optimised

Our service allows customer access via a single, consolidated and normalised API, insulating users from any changes to provider deliveries.

» Trusted Provider

Global data provider to leading investment banks, asset managers, hedge funds and market makers with over 20 years of experience delivering leading technology.

ULTUMUS: POWERING THE ETF & INDEX ECOSYSTEM

- **Expertise:** Industry experts with hands-on experience in ETF data across trading, risk, and performance.
- **Support:** Global team available 24/5 via phone, email, and messaging platforms.

- **Trusted Provider:** 20+ years serving leading banks, asset managers, and exchanges.
- **Technology:** Committed to innovation in cloud-based ETF data management.

LONDON

+44 203 998 2501

SINGAPORE


+65 69716364


HAWAII

+1 (408) 7865199

ultumus
a SIX company

 www.ultumus.com

 info@ultumus.com

 +44 (0) 203 998 2500